



Program DIALECT spring school, final
consortium meeting and mini- symposium
April 20-23, 2026, Amsterdam

Inhoud

Consortium Meeting DIALECT	2
DIALECT HACKATHON- DAY 1	3
DIALECT HACKATHON- DAY 2	4
DIALECT minisymposium April 23 rd 2026	5
Floor plan Amsterdam UMC- Consortium meeting and Symposium.....	6
Floor plan Amsterdam UMC- Rooms Hackathon	7
Route AMC-OZO Hotel by foot.....	7
Route OZO Hotel – Restaurant Dauphine	8
Public transport in NL/Amsterdam	9

April 20th 2026



Consortium Meeting DIALECT

Location: Amsterdam University Medical Center, location AMC, Meibergdreef 9, Amsterdam
Room: Fonteynzaal, Voetenplein

08:45 - 09:00 Coffee / tea/ walk-in

09:00 - 09:30 **Welcome and Coordinator's report:** an overview of the DIALECT progress and achievements

09:30 - 10:30 **Review and discussion of the DIALECT program by Prof. dr. Jim Woodburn**

10:30 - 10:50 Coffee/tea break

10:50 – 13:00 **Work Package and DC project presentations and discussion**

*Introduction by the WP leader, followed by the DC's who present the update of their 2-pagers
Format: **10' presentation (!)**, 5' discussion. A prize for the best DC presentation will be awarded.*

10:30 10:45 **WP3 MODEL- introduction and synergies – WP leader (Tarun Veer Singh Ahluwalia)**

10:46 11:01 WP3- Model- Victoria Milbourn (DC3)

11:02 11:17 WP3- Model- Alessandro Vicentini (DC4)

11:18 11:33 WP3- Model- Alice Cardon (DC2)

11:34 11:49 WP3- Model- Abhilasha Akerkar (DC1)

11:50 – 12:00 Short break

12:00 12:15 **WP4 MEASURE introduction and synergies – WP leader (Axel Kalpen)**

12:16 12:31 WP4- Measure- Onur Okcu (DC7)

12:32 12:47 WP4- Measure- Sergio Catalano (DC6)

12:48 13:03 WP4- Measure- Touria Ahaouari (DC5)

13:03 – 14:00 Lunch

14:00 14:15 **WP5 MAKE introduction and synergies – WP leader (Paolo Caravaggi)**

14:16 14:31 WP5-Make- Niloofar Sedighi (DC11)

14:32 14:47 WP5-Make- Kamran Shakir (DC8)

14:48 15:03 WP5-Make- Isabella Gigante (DC10)

15:04 15:19 WP5-Make- Hadi Sarlak (DC9)

15:20– 15:45 Coffee/tea break

15:45 – 16:15 Updates DC board, training board, impact board.

16:15 – 16:35 European Research Training Course

16:35 – 17:15 What's next in and after DIALECT

17:15 Closing

19:00 Consortium dinner, restaurant Dauphine, Prins Bernhardplein 175, Amsterdam

April 21st 2026



DIALECT HACKATHON- DAY 1

4 Groups, according to schedule Hans, divided in 4 rooms (coffee/tea and some snacks will be brought at 10 and 14:30, lunch vouchers will be given for lunch in the restaurant)

I: C0-319 (please be aware that this room is only available using an AMC badge!)

II: A3-364 (has entries from 2 sides)

III: MP vergaderruimte J3-225 (**For this room you need to go and get the key from the reception NO main entrance**)

This room will be used to start the day with the plenary session. (20 p)

IV: D3-211 (This room was previously only available using an AMC badge, but this may have changed. To be sure, please have one person with a badge to open..;-))

April 22nd 2026



DIALECT HACKATHON- DAY 2

4 Groups, according to schedule Hans, divided in 4 rooms (coffee/tea and some snacks will be brought at 10 and 14:30, lunch vouchers will be given for lunch in the restaurant)

I: C0-319 (please be aware that this room is only available using an AMC badge!)

II: A3-255

III: C0-320 (please be aware that this room is only available using an AMC badge!)

IV: D3-223 (This room was previously only available using an AMC badge, but this may have changed. To be sure, please have one person with a badge to open..;-))



DIALECT minisymposium April 23rd 2026

Location: Amsterdam University Medical Center, location AMC, Meibergdreef 9, Amsterdam
Room: Vrijzaal, Voetenplein

For: DIALECT DCs, supervisors, and other interested PhD students from department/ AMS

09:00 – 09:30 Registration and refreshments

09:30 – 09:35 Welcome and opening

09:35 – 11:15 Presentations DIALECT Hackathon (25min each)

11:15 – 11:35 Coffee/tea break

11:35 – 12:45 Outreach event Voetenplein with DCs at their poster boards

12:45 – 13:30 Lunch

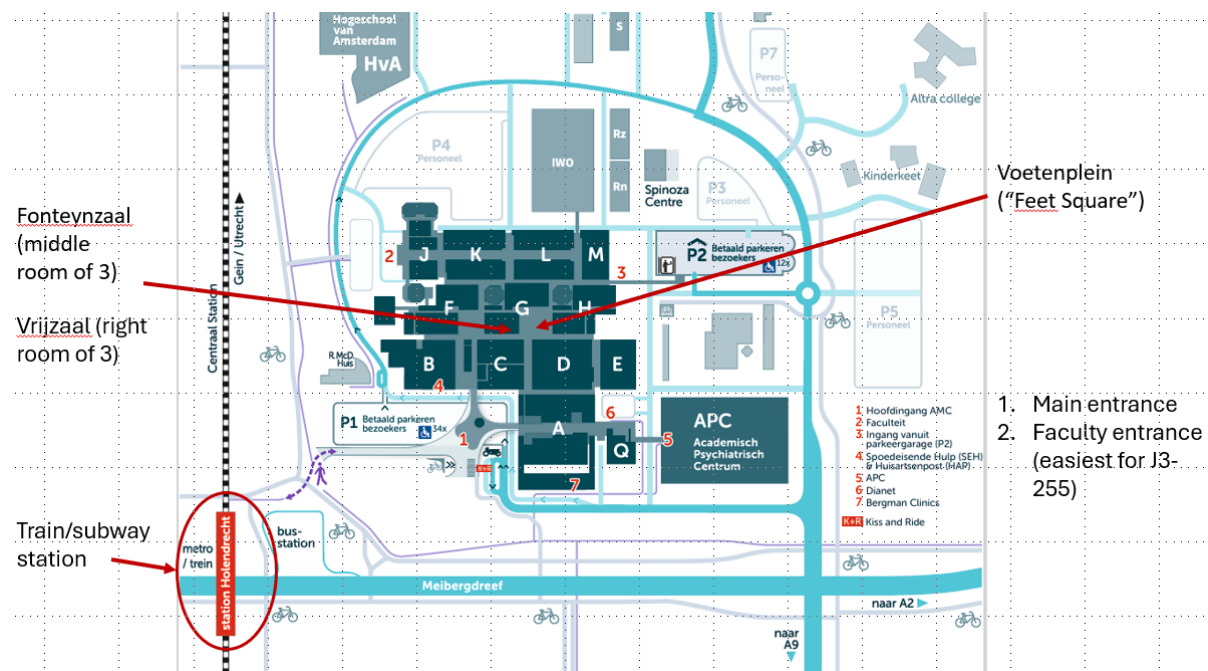
13:30 – 15:00 Writing a scientific manuscript and abstract, and what to consider when submitting to a journal

- *Tips for writing a scientific publication of experimental research (that your supervisors like) (prof. dr. Sicco Bus)*
- *How to write a good scientific abstract (dr. Jaap van Netten)*
- *The do's and don'ts in journal submissions/publications (prof. dr Gert Kwakkel)*

15:00 – 15:10 Closing and awards

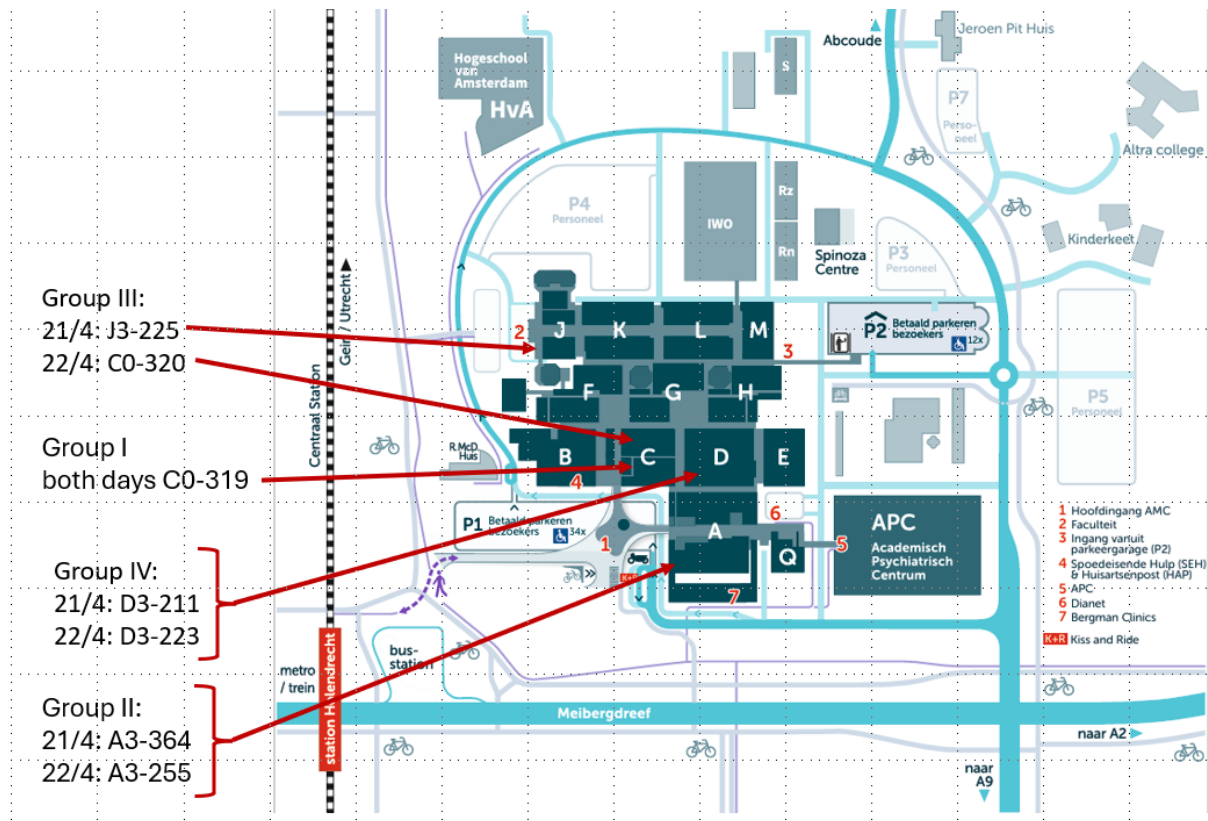
15:10 – 16:00 Drinks and farewell

Floor plan Amsterdam UMC- Consortium meeting and Symposium



Floor plan Amsterdam UMC- Rooms Hackathon

Start for all groups in J3-225



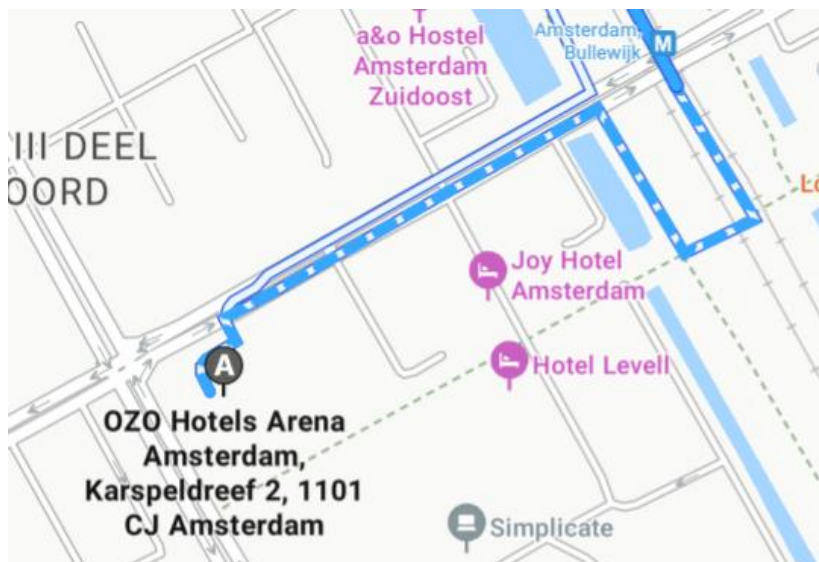
Route AMC-OZO Hotel by foot

Note, by subway/bus, it is still at least a 15 minute walk...



Route OZO Hotel – Restaurant Dauphine

Walk to Subway station “Bullewijk” (Note, if you leave Directly from the Amsterdam UMC, you walk to Station “Amsterdam Holendrecht, and follow the same directions as below)



Take subway 54, direction “Amsterdam Centraal”, leave at station “Amsterdam Amstel” and walk to the restaurant, you can see it across the street when you leave the station at the right hand side (considering the direction of travel).



Public transport in NL/Amsterdam

The trains are run by the NS (“Nederlandse Spoorwegen”) and the local public transport by GVB (metro, tram) or Connexion (most buses). We have an ‘OV card’ that works on all public transport by checking in and out through the turnstiles (train and metro) or machines (in the bus). Regardless of whether you have a paper ticket or a plastic card you’ll need to check out to get out of metro and train stations.

- When you are just here for the consortium meeting it’s probably easiest to take the NS trains and get one-off paper tickets from the yellow vending machines. Careful check your selection at Schiphol as they sometimes pre-select 1st class tickets on the machines.
- You can buy a multiple day ticket valid for both NS and local transport (within Amsterdam only) which might be worth it if you are planning on staying in Amsterdam for more than the consortium days and want to see some sights: <https://www.ns.nl/producten/en/overige-kaartjes/p/amsterdam-travel-ticket>
- It is also possible to buy hour or day tickets for local metro/tram/bus transport at the machines at the bigger stations, if you are looking for a small side trip.
- You can get an ‘OV card’ at <https://www.ov-chipkaart.nl/everything-about-travelling.htm>. Make sure to ask about activation for the NS trains when you buy it. However, it will cost 5 euros to get a card and need to charge it with a minimum amount to be able to use it on the train. We only suggest to do this when you’re planning multiple trips to the Netherlands.

For more information:

- NS train services (journey planner): <https://www.ns.nl/en>
- Public transport planner: <https://9292.nl/en>
- Google Maps also works well for journey planning

How to get from Schiphol Airport to the AUMC?

Address: Meibergdreef 9, 1105 AZ, Amsterdam Zuidoost

- Buy a one-way NS train ticket at one of the yellow vending machines at Schiphol Airport. Select ‘Amsterdam Holendrecht’ as your destination.
- The trains to Holendrecht run a few times an hour. You’ll have to change trains at ‘Amsterdam Bijlmer Arena’. Depending on the connection the journey will take you 20-30 minutes. Use one of the above-named websites to schedule your journey.
- The metro lines 50 and 54 will also stop at Amsterdam Holendrecht.
- At the station (‘Amsterdam Holendrecht’ – red circle on the map) make sure to take the ‘AMC Meibergdreef’ exit (blue signs above the platform). Check out at the turnstiles and you’ll see a walkway to your right. Follow that to the AMC.